



P

Fairfield Glade Police Department

April 2024

Monthly Report

Calls of Service

The calls of service data are derived from dispatched calls for Cumberland County Communication Center (911), direct calls to the office, and self-initiated activity.

Person Crimes				
Type	April		YTD	
	2023	2024	2023	2024
Homicide Incident	0	0	0	1
Robbery Incident	0	0	0	0
Aggravated Assault	0	3*	0	5
Simple Assault	2	1	6	2
Verbal Domestic	4	0	8	7
TOTAL	6	4	14	15

Crimes Against Persons, e.g., murder, rape, and assault, are those whose victims are always individuals.

*Aggravated assault included one against a police officer, one domestic-related, and the other is an open investigation.

Property Crimes				
Type	April		YTD	
	2023	2024	2023	2024
Burglary	0	0	1	0
Vehicle Theft	0	0	0	0
Theft Incidents	4	2	9	3
Fraud/Scam/Contractor Fraud	4	2	13	13
Vandalism	2	2	5	7
TOTAL	10	6	28	23

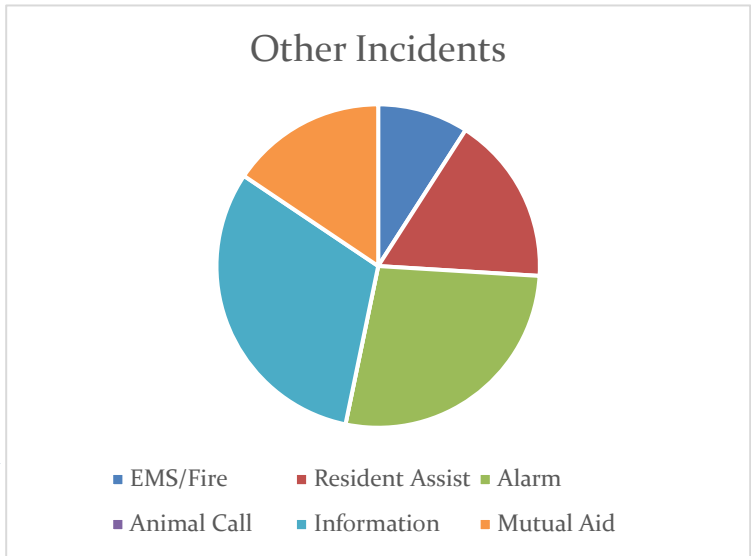
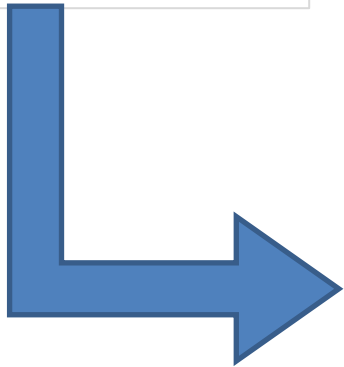
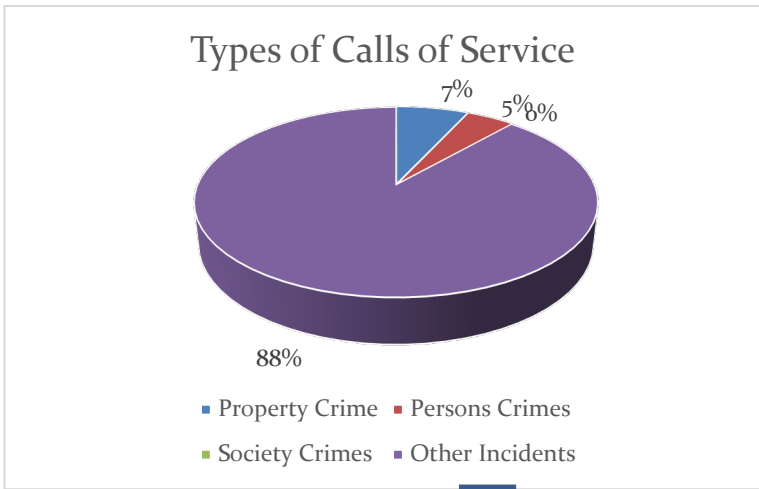
The object of Crimes Against Property, e.g., robbery, bribery, and burglary, is to obtain money, property, or some other benefit.

Crimes Against Society				
Type	April		YTD	
	2023	2024	2023	2024
Drug/Narcotic Incidents	1	0	8	5
Weapons Incidents	0	0	0	1
TOTAL	1	0	8	5

Crimes Against Society, e.g., gambling, prostitution, and drug violations, represent society's prohibition against engaging in certain types of activity; they are typically victimless crimes in which property is not the object.

Other Incidents				
Type	April		YTD	
	2023	2024	2023	2024
EMS/FIRE Assist	9	7	34	44
Resident Assist	11	13	60	35
Alarm Calls	24	21	58	93
ACC Pet Nuisance Violation/Animal Call	1	0	5	2
Matter of Record Reports/Other	23	24	88	88
Mutual Aid/Assist Another Agency	16	12	48	40
TOTAL	84	77	293	302

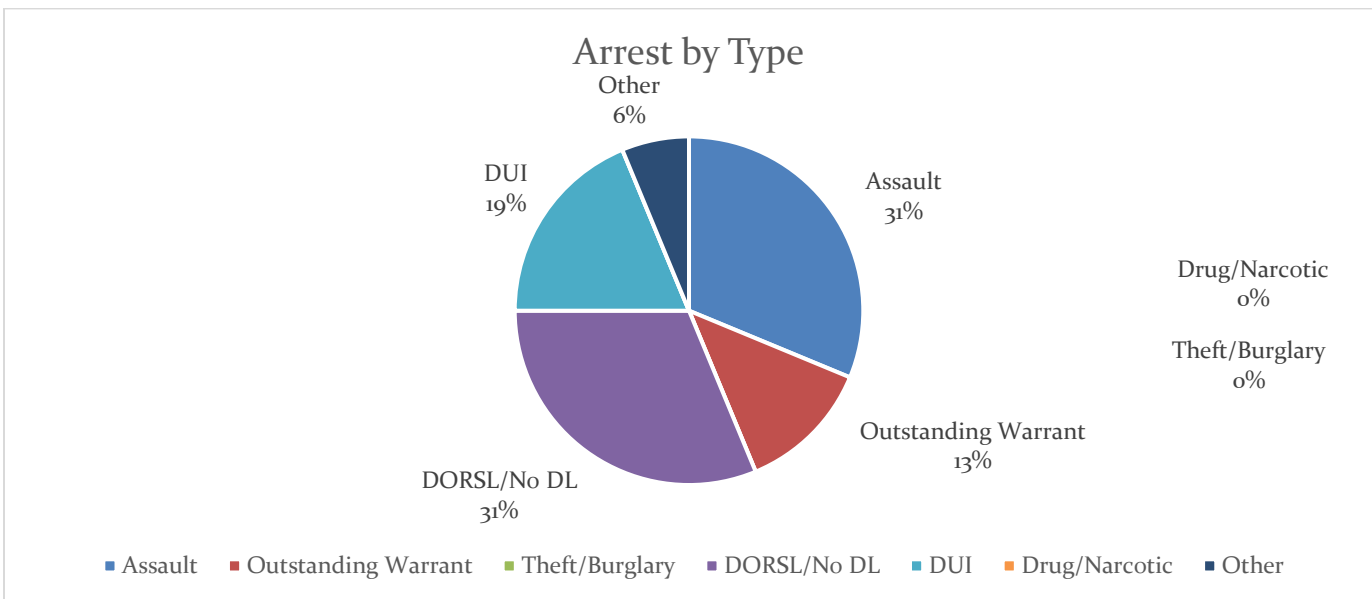
The other incidents include calls of service that are not reportable under the FBI National Incident-Based Reporting System (NIBRS) requirements.





The arrest data represents physical arrests and citations issued in lieu of an arrest. The data also represents the total of offense charges issued.

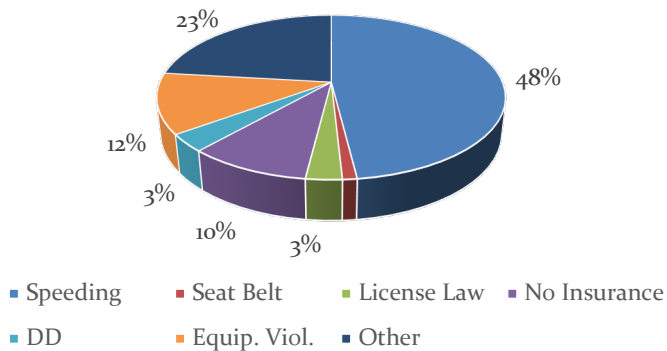
Arrests				
Type	April		YTD	
	2023	2024	2023	2024
Assault/Domestic Assault	2	5	7	7
Outstanding Warrants	5	2	10	4
Theft/Burglary	0	0	0	0
DORSL/No DL	3	5	13	20
Driving Under the Influence	2	3	8	10
Drug/Narcotic	1	0	10	8
Other	0	1	2	12
TOTAL	13	16	50	61



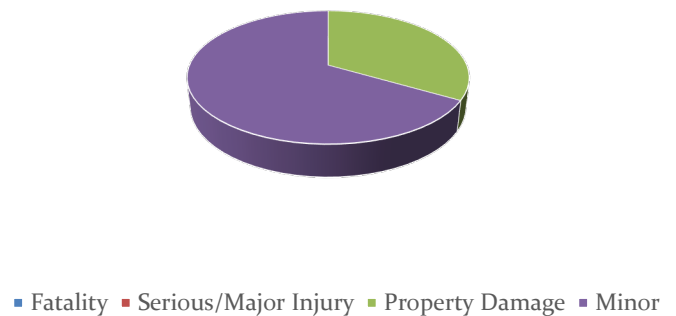
Traffic Incidents

Traffic Citations Issued				
Type	April		YTD	
	2023	2024	2023	2024
Speeding	125	85	449	319
Seat Belt	6	2	19	4
License Law Violations	9	5	21	31
No Insurance	8	17	52	53
Distracted Driving/Due Care	7	6	32	38
Light Law/ Equipment Viol.	39	21	142	98
Other	57	41	202	161
TOTAL	251	177	917	704

Traffic Citations Issued



Motor Vehicle Accidents



Motor Vehicle Accidents				
Type	April		YTD	
	2023	2024	2023	2024
Fatality	0	0	1	0
Serious/Minor Injury	0	0	0	2
Non-Injury/Property	0	3	7	9
Minor-Matter of Record*	7	6	33	16
TOTAL	7	9	41	27

*A written record of a vehicle accident that damage to each vehicle did not appear to exceed the reported threshold of \$1,500. T.C.A 55-12-104

Department Personnel and Projects

Sworn Personnel Summary		
Actual Total		2024 Budget Approved
	16	17
Field Training	1	
Basic Academy	0	
Light-Duty	1	
FMLA	1	

Officer Training Completion

- Officer Janow and Officer Brendel completed ARIDE-Advanced Roadside Impaired Driving Enforcement.
- Officer Pencka completed the first portion of DRE-Drug Recognition Expert.
- All sworn personnel completed the SFST refresher course.

Department Highlights

- The department has received and deployed new Axon body-worn cameras and completed the installation of Axon in-car cameras.

2024 First Quarter Awards/Accommodations

Officer of the Quarter – Logan Janow
 Civilian Member of the Quarter – Michelle Boyer
 Impaired Driving Enforcement – Logan Janow
 Traffic Intervention- Jamie Wyatt
 Speed Enforcement – Logan Janow
 Seat Belt Enforcement – Ben Griffin
 Distracted Driving Enforcement – Nikolas Brendel



Community Engagement and Outreach

4/9 Crossville HEARTS Family Dance Party



4/11 Conrad Tour

4/13 Vehicle Safety Day





4/27 Ladies Only Firearm Class
4/29 Newcomer Event

	April 2024	
Home Security Checks	2087	8994
Business/Facility/Extra Patrols	595	1348
TOTAL	2682	10342

Upcoming Events

- May 18: Motorcycle Safety Event**
- May 29: TWRA Presentation**